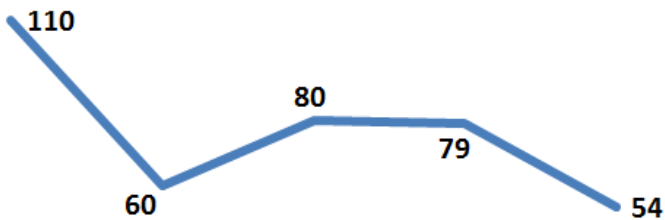


## LIHTC ALLOCATIONS

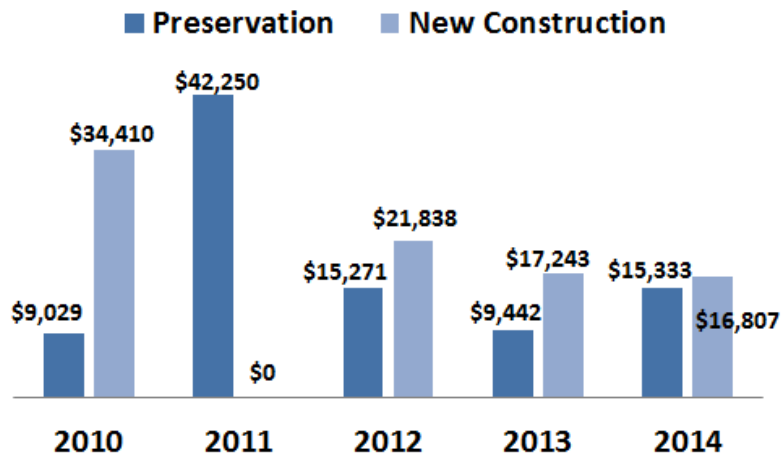
The **Low Income Housing Tax Credit** is a critical resource for preserving and improving affordable housing. The chart below shows how **Alaska** has allocated 9% and 4% tax credits for preservation from **2003-2014**.

9% LIHTC Allocations— # of Units



2010 2011 2012 2013 2014

9% LIHTC \$\$ Allocated Per Unit



### Preservation is Cost Effective

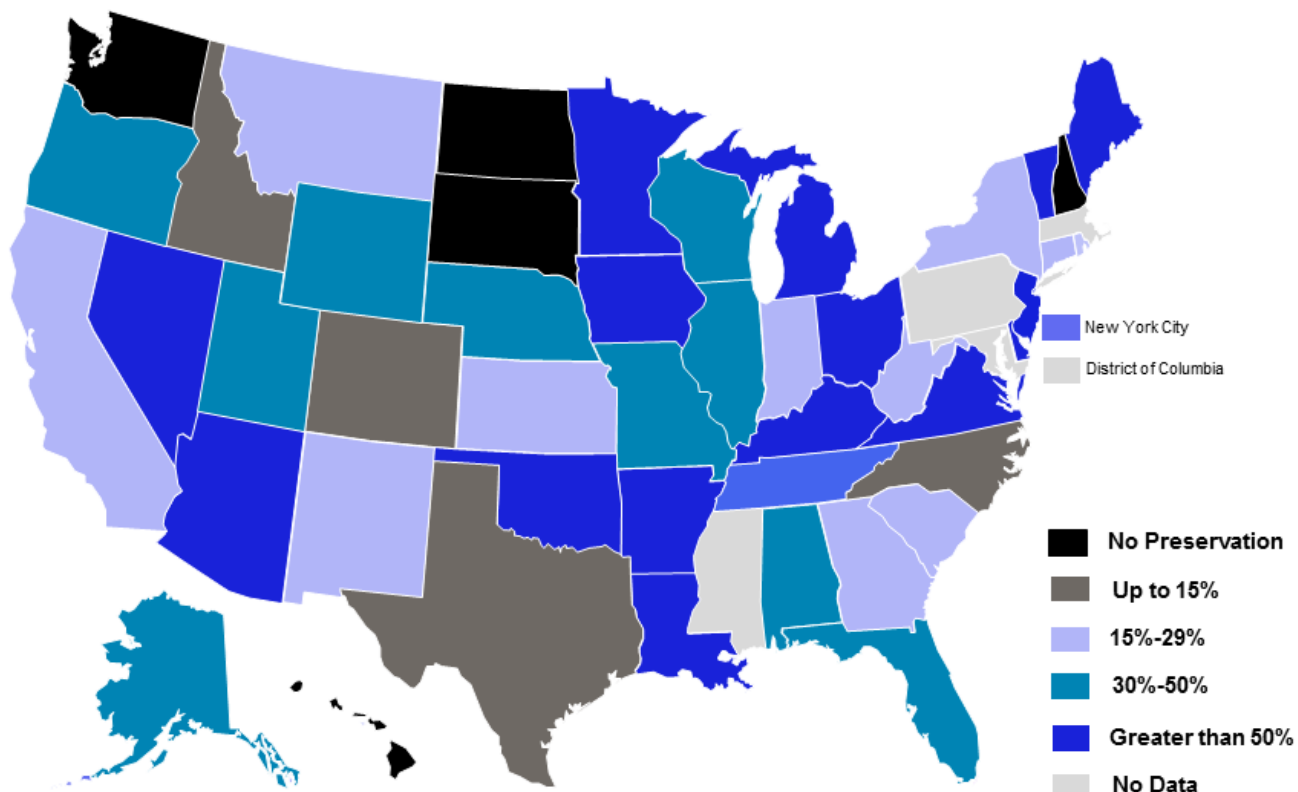
In 2014 the per-unit cost of preservation projects in Alaska was 45% less that of new construction projects.

Year	Credit Type	Properties Preserved	Total Properties	Units Preserved	Total Units	% of Total Units Preserved	Tax Credits for Preservation	Total Tax Credits
2014	9%	2	5	54	167	32%	\$827,962	\$2,727,202
	4%	n/a	n/a	n/a	n/a	n/a	n/a	n/a
2013	9%	2	5	79	195	41%	\$745,883	\$2,746,094
	4%	n/a	n/a	n/a	n/a	n/a	n/a	n/a
2012	9%	2	1	88	146	55%	\$1,221,713	\$2,663,023
	4%	n/a	n/a	n/a	n/a	n/a	n/a	n/a
2011	9%	1	0	60	60	100%	\$2,535,000	\$2,535,000
	4%	0	0	0	0	0%	\$0	\$0
2010	9%	1	3	110	164	67%	\$993,202	\$2,851,336
	4%	0	0	0	0	0%	\$0	\$0
2009	9%	1	3	128	243	53%	\$1,160,172	\$2,836,346
	4%	0	0	0	0	0%	\$0	\$0

		Properties Preserved	Total Properties	Units Preserved	Total Units	% of Total Units Preserved	Tax Credits for Preservation	Total Tax Credits
2008	9%	4	21	315	1,240	34%	\$2,170,959	\$10,957,507
	4%	0	0	0	0	0%	\$0	\$0
2007	9%	6	24	246	1,201	20%	\$2,071,259	\$13,446,570
	4%	1	1	150	150	100%	\$447,543	\$447,543
2006	9%	7	n/a	483	n/a	n/a	\$4,518,719	n/a
	4%	3	n/a	186	n/a	n/a	\$337,749	n/a
2005	9%	4	n/a	175	n/a	n/a	\$2,283,938	n/a
	4%	2	n/a	562	n/a	n/a	\$1,090,447	n/a
2004	9%	5	n/a	369	n/a	n/a	\$1,527,695	n/a
	4%	5	n/a	1,283	n/a	n/a	\$2,755,816	n/a
2003	9%	2	n/a	60	n/a	n/a	\$542,423	n/a
	4%	1	n/a	200	n/a	n/a	\$523,037	n/a

Disclaimer: This chart represents the numbers as reported by the state agency. Missing information is currently being obtained.

## National LIHTC Allocations to Preservation in



Disclaimer: This chart represents the data as reported by the state agency. Missing information is currently being obtained. It is important to remember that this map represents only one aspect of state preservation strategies.